

# Projectors

## JEDI COMPACT















**TARGETTI**

# JEDI COMPACT<sup>INDOOR</sup>



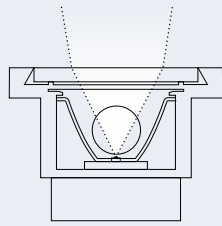
A high performance linear projector with a compact size, Jedi Compact Indoor is ideal for installation in small grooves or on particularly thin frames. The optical system makes it possible to light pedestrian walkways, vaulted ceilings or wide vertical surfaces.

					
Surface	Soft controlled	Wall Washer	Grazing	3000K	4000K
INSTALLATION			COLOUR TEMPERATURE		
					
On-Off	Dali	Casambi	220-240V	IP40	Aluminium
CONTROL			POWER SUPPLY		FINISH

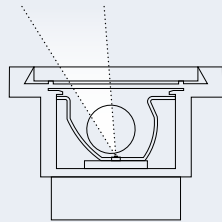




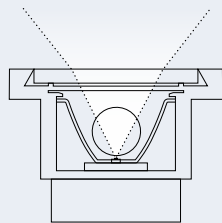




**Grazing**



**Wall washer**



**Flood**

#### DIFFERENTIATED OPTICAL SYSTEMS

##### **Grazing**


Equipped with a Grazing optical system it provides an ideal grazing light to enhance textures and materials, especially when installed in continuous rows for seamless uniform lighting.

##### **Wall Washer**

The Wall Washer versions provide a soft and uniform light on high, wide surfaces.

##### **Flood Optical System**

The Flood optical system provides a soft yet controlled light, making it possible to light large mouldings with precision.



##### **Louvre Grid**

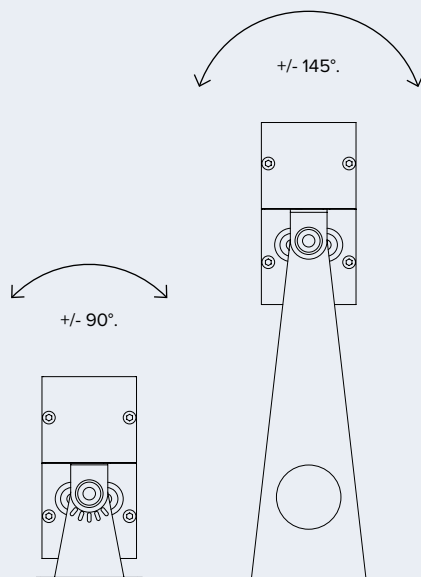
A special Louvre accessory grid makes it possible to equip the different versions with an anti-glare system with longitudinal blades to control lateral emission and reduce the risk of glare.

Available in two different lengths and with three different lighting effects Jedi Compact Indoor projectors are professional lighting tools.



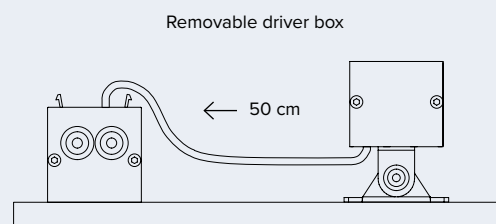
#### Accessory brackets for increased installation flexibility

Equipped with special accessory brackets, the projector can be rotated up to  $\pm 145^\circ$ .

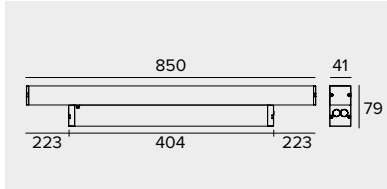








#### Simple cabling with a removable driver

The Jedi Compact driver is removable. This makes it possible to decide whether to leave it connected to the fixture or placed next to it (50cm cable), facilitating installation in the case of particularly thin frames or small grooves.



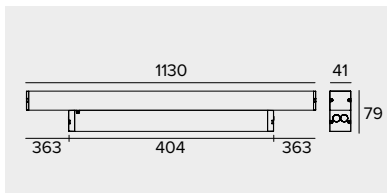
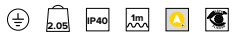
**JEDI COMPACT Indoor | Integrated-removable driver | L. 850mm**  
220-240Vac | Ra90 | Fixture flux 3000K from 3361lm to 3876lm









Optic	Driver	Colour	3000K	4000K
FL 40W	ON-OFF		1T6772EL	1T6774EL
	DALI		1T6772DA	1T6774DA
GRZ 40W	ON-OFF		1T6776EL	1T6778EL
	DALI		1T6776DA	1T6778DA
WW 40W	ON-OFF		1T6780EL	1T6782EL
	DALI		1T6780DA	1T6782DA

<b>Note</b>	Related codes and accessory codes on page 6.
-------------	--

**JEDI COMPACT Indoor | Integrated-removable driver | L. 1130mm**  
220-240Vac | Ra90 | Fixture flux 3000K from 4482lm to 5168lm



Optic	Driver	Colour	3000K	4000K
FL 53W	ON-OFF		1T6784EL	1T6786EL
	DALI		1T6784DA	1T6786DA
GRZ 53W	ON-OFF		1T6788EL	1T6790EL
	DALI		1T6788DA	1T6790DA
WW 53W	ON-OFF		1T6792EL	1T6794EL
	DALI		1T6792DA	1T6794DA




**Note** Related codes and accessory codes on page 6.

### Related codes and accessories

## JEDI COMPACT Indoor

## Related codes

## Bracket

	H mm	Code
 <p>Long bracket kit for surface installation (2 pieces). Rotation +/-145°.</p>	52	1T6940
 <p>Medium bracket kit for surface installation (2 pieces). Integrated driver version. Rotation +/-90°.</p>	52	1T6800
 <p>Short bracket kit for surface installation (2 pieces). Remote driver version. Rotation +/-50°.</p>	24	1T6799

Related codes and accessories


JEDI COMPACT Indoor

Accessory codes

Grid

	L mm	Code		L mm	Code
	278	1T6795		278	1T6796
		Symmetrical anti-glare grid. Installation inside the product. For Spot, Flood and Grazing versions. To be ordered in the following quantities for every fixture length: 1 for the 289mm version, 2 for the 570mm version, 3 for the 850mm version and 4 for the 1130mm version.			Asymmetrical anti-glare grid. Installation inside the product. For Wall Washer versions. To be ordered in the following quantities for every fixture length: 1 for the 289mm version, 2 for the 570mm version, 3 for the 850mm version and 4 for the 1130mm version.

Bracket

	Code
	1T6806
Bracket kit for surface installation of the driver box (2 pieces). Snap brackets.	

Control systems

	Code		Code
	1T5349		2T0131
IP20 wireless control unit with DALI interface. More details on page 672.		IP20 Extender for wireless control of LED driver with dimming DALI (or 1-10V) interface based on Casambi technology. More details on page 672.	

# LIGHT MANAGEMENT SYSTEM





# HOW WE CONTROL OUR FIXTURES

## Dali

The fixture is equipped with a driver that provides a connection to a BUS DALI system for overall management of the system.

DALI is the acronym for “Digital Addressable Lighting Interface”, an international standard protocol compliant with IEC EN 62386 that guarantees the interchangeability of dimmable electronic power supplies from different manufacturers. It is used in building automation. It can be used for medium-sized and large projects and entails a preventive design with special cable routing. Many fixtures in the Targetti collection have DALI drivers and are therefore compatible with home automation systems that integrate lighting into building automation.

## Dimm on board

The fixture is dimmed using a commutator located inside it.

The simplest system for dimming light fixtures. A commutator inside the fixtures makes it possible to intervene manually and regulate the intensity of the light emission to modulate the light according to actual project needs.


## CASAMBI

**Targetti Control** powered by Casambi  
Fixtures are controlled via wireless or Bluetooth by a smartphone or a tablet without the need for any other hardware. For Casambi on board fixtures or those equipped with DALI drivers.

LMS is the Targetti home automation lighting control system that makes it possible to manage lighting systems in wireless mode. Designed for both the consumer and professional markets LMS is the result of a combination of components from Casambi, a leading company producing wireless lighting control solutions, and Targetti light fixtures.

## DMX

RGB, RGBW and Tunable White fixtures are controlled using a DMX protocol. Software and touch screen interfaces are available to manage and create static and dynamic lighting scenes.



# TARGETTI CONTROL

Powered by Casambi

LMS is the Targetti wireless home automation system that can manage even the most complex lighting systems. Designed for the consumer and the professional market, LMS is the result of the combination of components from Casambi - a leading company producing wireless lighting control solutions - and Targetti light fixtures.

## **iOS and Android apps**

Thanks to the intuitive simplicity of the app developed by Casambi for iOS and Android, LMS ensures system operational readiness. You just need a phone or another mobile device and anyone can create and manage a lighting network singlehandedly by controlling every fixture individually or in groups depending on the needs and the functions required. Managing the system using a standard handset is also made possible with the use of specific accessories.

## **Extreme usability**

The ease of use and programming of the system makes it easy to manage without the use of special control units or assistance from specialised technicians. The application recognises and associates the Targetti

fixtures that are installed in the space automatically by using the BLE (Casambi Bluetooth Low Energy) proprietary protocol to communicate with the various fixtures. No Internet connection is necessary except for synchronisation functions or remote access.

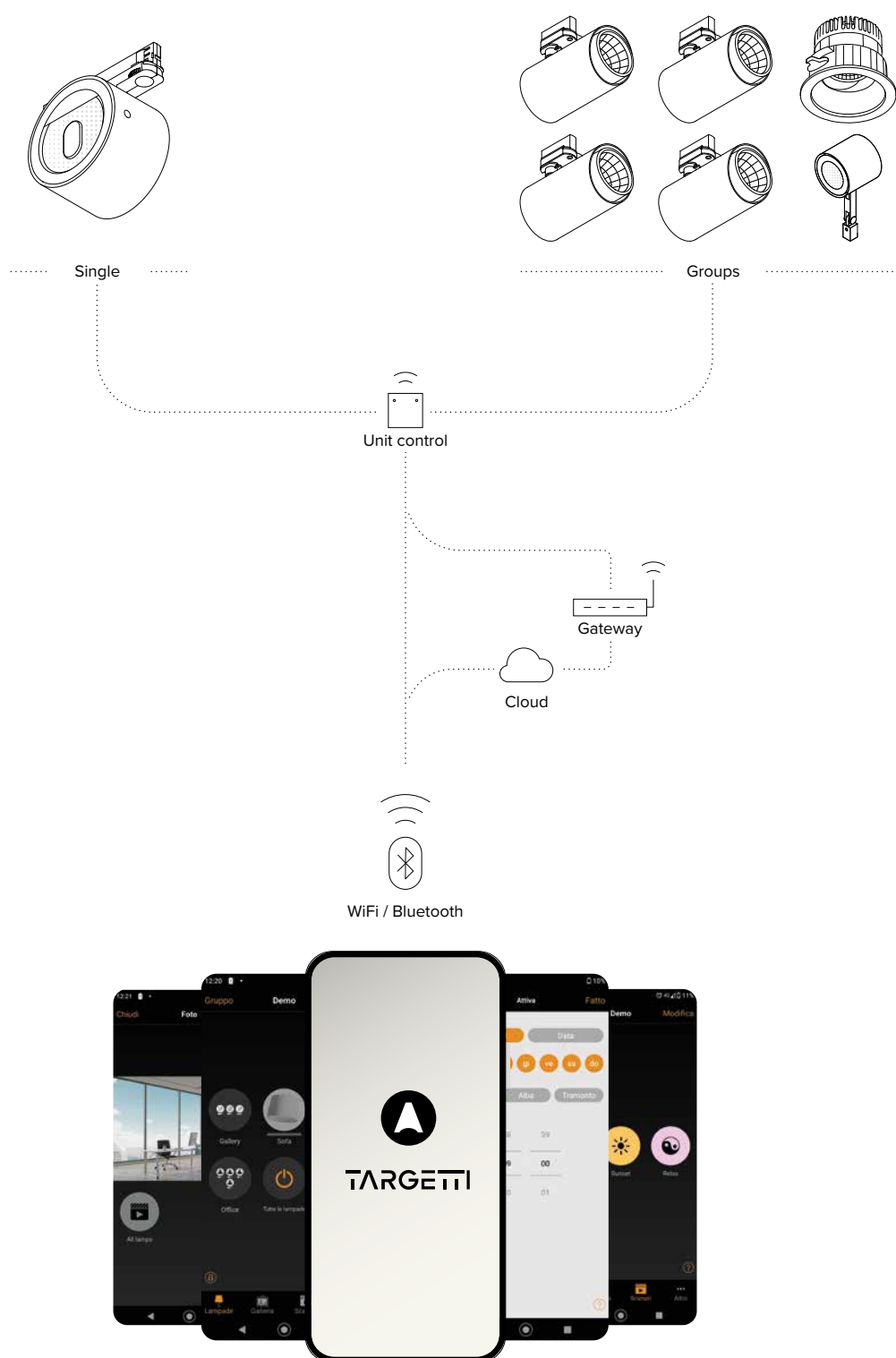
## **Mesh self-healing network**

LMS allows the final user to generate adaptive and multipoint networks: “adaptive” because every fixture can work as a buffer for all the others, adapting automatically to various contexts to optimise control signal propagation; “multipoint” because you can connect up to 250 fixtures on each network without any limit on the number of networks. The result is strong, reliable and affordable networks that manage the system, the profiles of individual fixtures and access rights.





## Installation sequence



- ① Choose Targetti fixtures by opting for the Targetti Casambi Ready package or Casambi accessory components
- ② Download the Casambi iOS or Android App depending on the device used
- ③ Launch the App: the fixtures in operation will be detected automatically
- ④ Create one or two networks depending on the characteristics of the environment
- ⑤ Create groups of devices as needed
- ⑥ Program scenes and/or sequences.
- ⑦ Set the level of network sharing

## TC — Functions



### Control Type

Casambi control can be done using:

- Buttons and switches (manual control)
- App (manual digital control)
- Sensors and timers (automatic digital control)



### Grouping

Different fixtures can be grouped together to be managed all together or individually. Grouping is easy and the same as grouping apps on smart devices.



### Scenes

It is possible to:

- create lighting scenes for different occasions;
- manage several fixtures with just one touch to create the perfect atmosphere for specific needs;
- Use the same fixture in different scenes.



### Tunable control

Casambi provides complete colour temperature control for those permitted in the range for LED sources. Just swipe your finger over the icon for the source to change the colour temperature.



### Animation

It is possible to create dynamic scenes with fades from scene to scene. Animated scenes can be recalled again or repeated as required. It is possible to set both the duration of each scene and fade times between scenes.



### Gallery

The exclusive gallery function makes control intuitive. Taking a photo of an environment or uploading a floor plan on the app it is possible to mark the fixtures and then recall them. Images are saved in a special gallery on the app with the fixtures displayed. Users only have to touch the ones they want to manage.



### Gateway

With the gateway function it is possible to access a Casambi network remotely. Casambi enabled fixtures can be managed and network settings (administration rights required) can be changed. To enable the remote access feature, an iOS or Android device must act as a gateway on the Casambi network.



### Adaptable

The Casambi system is adaptable to both simple as well as more complex projects. It is based on the possibility to create an unlimited number of networks that can be turned on and off.



### Calendar

With the calendar and timer function it is possible to activate and deactivate scenes and animated scenes based on parameters such as: timetables, weekly scheduling, seasonality etc. This makes it possible to meet the needs of different users and the environments to be lit. All Casambi units keep track of time.


## Casambi Accessories

External accessories with simple electric cables make it possible to control Targetti fixtures in wireless mode.

For a clear and easy choice for the correct accessories, please refer to the explanatory table on page 26 that shows:

- An alphabetical list of the Targetti fixtures that are compatible with Casambi accessories
  - Product variants that are compatible with Casambi accessories (only some variants of the same product can be controlled by the LMS system)
  - Compatible accessories (descriptions and technical characteristics are listed below)
  - Wiring diagram
- Gateway DALI/Casambi available that allows fixtures fitted with mesh Bluetooth Casambi technology to interface with a traditional DALI system and to be adjusted by a DALI control unit. For further information see the website.

### CONTROL UNIT IP20 - DALI




IP20 wireless control unit with DALI interface. It generates a local DALI2 bus, enabling a direct connection to a DALI interface LED driver. The module can only be used in a closed system and cannot be connected to an existing DALI network. The module is wireless controlled using a Casambi app for smartphones and tablets using Bluetooth 5.0 technology. The devices automatically create an adaptive, robust, and reliable wireless mesh network, allowing for the easy and efficient management of a high number of fixtures. The control unit is preset to the DALI 1CH profile, meaning the device can control a single DALI driver with broadcast commands. In addition to the DALI broadcast, other operating modes are available, such as: button (normally open), control unit 0/1-10V, control unit DALI Tunable White DT8, presence sensor.

If different from the preset mode, the desired operating profile must be set directly by the user before coupling the control unit to the Casambi network.

Power supply	220-240 VAC
Power	1,1W - PF 0,6
Max current	0,6 Amp AC
Max n. DALI driver	1
Max n. 1-10v driver	1
Dimensions	102x25x36mm
Exit	1-10V / DALI

### EXTENDER IP20 - DALI



IP20 Extender for wireless control of LED driver with dimming DALI (or 1-10V) interface based on Casambi technology. It has a DALI2 output with the capacity to control up to 40 lighting fixtures. With the addition of a further external BUS DALI power supply it is possible to control up to 64 fixtures. IP20 Extender is preset to the DALI broadcast profile, meaning all the luminaires connected to it are dimmable at the same level. In addition to the DALI broadcast other operating modes are available, such as: Extender DALI 8CH, Extender DALI Tunable White, Extender 0/1-10V, Extender DALI 4CH, Extender DALI DT8 Tunable White.

If different from the preset mode, the desired operating profile must be set directly by the user before coupling the extender to the Casambi network.

Power supply	100-240 VAC
Power	2,7W - PF 0,6
Max current	6 Amp AC
Max n. DALI driver	64
Max n. 1-10v driver	30
Dimensions	130x22x30mm.

### CONTROL MODULE IP67 - DALI



IP67 wireless control unit with DALI interface. It generates a local DALI2 bus, enabling a direct connection to a DALI interface LED driver. The module can only be used in a closed system and cannot be connected to an existing DALI network. The module is wireless controlled using a Casambi app for smartphones and tablets using Bluetooth 5.0 technology. The devices automatically create an adaptive, robust, and reliable wireless mesh network, allowing for the easy and efficient management of a high number of fixtures. The control unit is preset to the DALI 1CH profile, meaning the device can control a single DALI driver with broadcast commands.

In addition to the DALI broadcast, other operating modes are available, such as: button (normally open), control unit 0/1-10V, control unit DALI Tunable White DT8, presence sensor.

If different from the preset mode, the desired operating profile must be set directly by the user before coupling the control unit to the Casambi network.

Power supply	100-240 VAC
Power	1,1W - PF 0,6
Max current	0,6 Amp AC
Max n. DALI driver	1
Max n. 1-10v driver	1
Dimensions	108x28x65mm.



#### EXTENDER IP67 - DALI

1E4369



IP67 Extender for wireless control of LED driver with dimming DALI interface based on Casambi technology. It has a DALI2 output with the capacity to control up to 40 lighting fixtures. With the addition of a further external BUS DALI power supply it is possible to control up to 64 fixtures. IP67 Extender is preset to the DALI broadcast profile, meaning all the luminaires connected to it are dimmable at the same level. In addition to the DALI broadcast other operating modes are available, such as: Extender DALI 8CH, Extender DALI Tunable White, Extender DALI 4CH, Extender DALI DT8 Tunable White. If different from the preset mode, the desired operating profile must be set directly by the user before coupling the extender to the Casambi network.

Power supply	100-240 VAC
Power	2,7W - PF 0,6
Max current	6 Amp AC
Max n. DALI driver	64
Max n. 1-10v driver	30
Dimensions	148x40x150mm

#### XPRESS

1T5350

Black

2T0132

White



Xpress is a wall mounted wireless user interface; it can be installed wherever the user chooses thanks to battery power with autonomy of 2-3 years providing direct access to all the most important CASAMBI system control functions. As well as switching the fixtures on and off, Xpress controls dimming, colour temperature change in fixtures equipped with this technology, and control of individual fixtures and lighting scene or sequence management.

Dimensions	90x12x90mm
------------	------------

#### BRIDGE DALI/CASAMBI

1T8173CA







































Bridge DALI/Casambi: a fixture that allows fixtures equipped with mesh Bluetooth Casambi to interface with a traditional DALI system and to be adjusted by a DALI control unit. Inside the usual DALI circuit it is possible to have a maximum of 64 cabled DALI and Casambi wireless devices. It only works with Casambi Evolution networks.

The DALI Bridge is transparent in the DALI system, and therefore does not require an address. There is no need for a power supply given that it is supplied directly by the DALI bus. To provide IP68 rating to the fixture complete with code 1E3184.

Dimensions	40,4x14x36,3mm
------------	----------------

## Quadro sinottico accessori Casambi

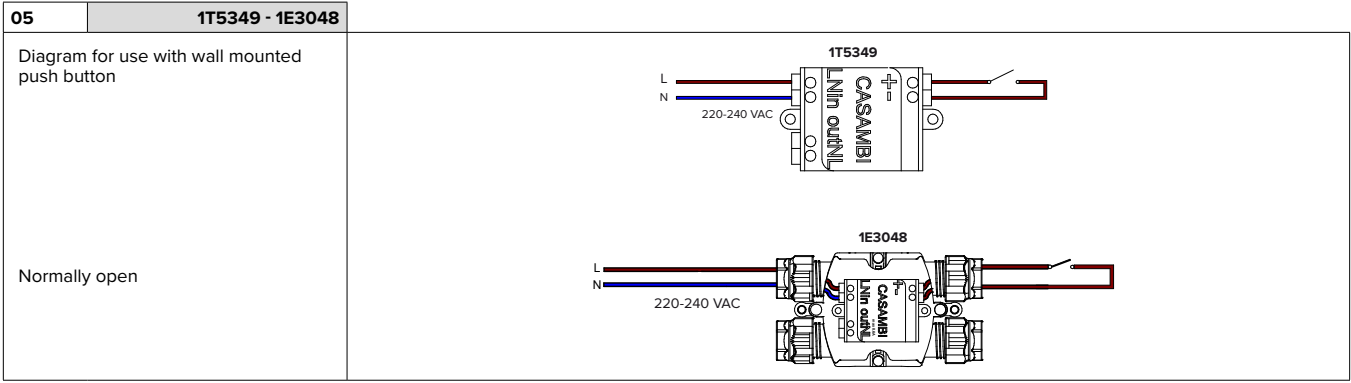
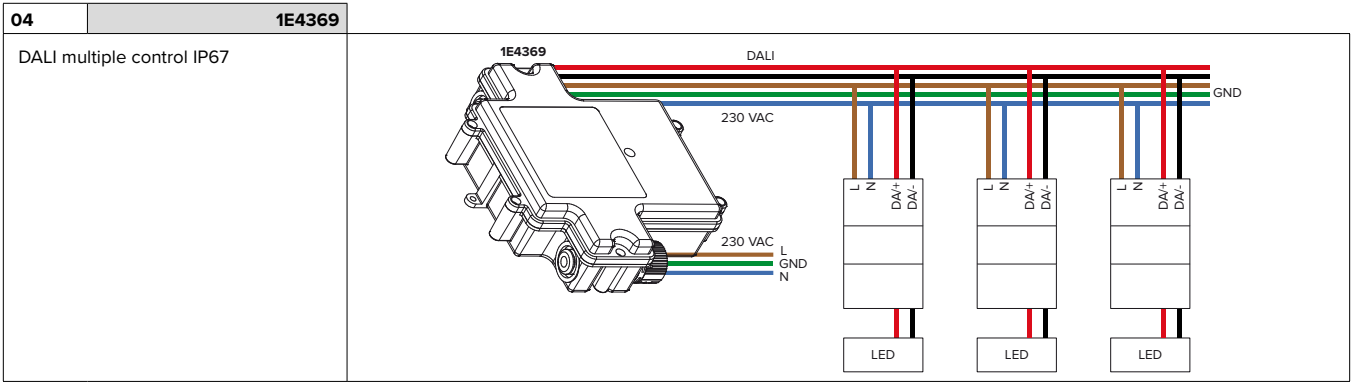
Product	Variant	1T5349 Control module IP20	2T0131 Extender IP20	1E3048 Control module IP67	1E4369 Extender IP67	Schema Pag. 28
 <b>BEBOP RECESSED</b>	DALI Version	●	●			01 - 02
 <b>CCTEVO ARCHITECTURAL</b>	DALI Version	●	●			01 - 02
 <b>CCTEVO DOWNLIGHT</b>	DALI Version	●	●			01 - 02
 <b>CCTEVO TUBE</b>	DALI Version	●	●			01 - 02
 <b>CCTEVO EXTRACTABLE</b>	DALI Version	●	●			01 - 02
 <b>CCTEVO WW</b>	DALI Version	●	●			01 - 02
 <b>CCTLED DOWNLIGHT</b>	DALI Version	●	●			01 - 02
 <b>CORO</b>	With DALI driver	●	●			01 - 02
 <b>DART</b>	DALI Version			●	●	03 - 04
 <b>DART ROUND</b>	DALI Version			●	●	03 - 04
 <b>FEBO EVO</b>	DALI Version			●	●	03 - 04
 <b>FORTYEIGHT LABEL</b>	DALI Version		●			02
 <b>FORTYEIGHT LOGICO 30</b>	DALI Version		●			02
 <b>HALL</b>	DALI Version	●	●			01 - 02
 <b>JEDI</b>	DALI Version			●	●	03 - 04
 <b>JEDI RECESSED</b>	DALI Version			●	●	03 - 04
 <b>JEDI COMPACT INDOOR</b>	DALI Version	●	●			01 - 02
 <b>JEDI COMPACT OUTDOOR</b>	DALI Version			●	●	03 - 04
 <b>JEDI COMPACT OUTDOOR RECESSED</b>	DALI Version			●	●	03 - 04
 <b>JUPITER PRO</b>	With DALI controller			●	●	03 - 04
 <b>KEPLERO 160 - KEPLERO 280</b>	DALI Version			●	●	03 - 04

Product	Variant	1T5349 Control module IP20	2T0131 Extender IP20	1E3048 Control module IP67	1E4369 Extender IP67	Schema Pag. 28
 <b>KEPLERO 50 - KEPLERO 80</b>	With DALI controller			●	●	03 - 04
 <b>LABEL 230V</b>	DALI Version	●	●			01 - 02
 <b>LABEL</b>	DALI Version		●			02
 <b>LOGICO EASY STAND ALONE</b>	DALI Version	●	●			01 - 02
 <b>LOGICO EASY SYSTEM</b>	DALI Version	●	●			01 - 02
 <b>LOGICO SYSTEM</b>	DALI Version	●	●			01 - 02
 <b>MR. BO</b>	DALI Version			●	●	03 - 04
 <b>MRS. BO BOLLARD</b>	DALI Version			●	●	03 - 04
 <b>MRS. BO WALL</b>	With DALI controller			●	●	03 - 04
 <b>MRS. BO PATH</b>	With DALI controller			●	●	03 - 04
 <b>MR. SMITH</b>	DALI Version			●	●	03 - 04
 <b>MRS. SMITH</b>	DALI Version			●	●	03 - 04
 <b>OMEGA</b>	DALI Version	●	●			01 - 02
 <b>OZ STAND ALONE CEILING</b>	DALI Version	●	●			01 - 02
 <b>OZ STAND ALONE RECESSED</b>	With DALI driver	●	●			01 - 02
 <b>THREESIXTY</b>	DALI Version	●	●			01 - 02
 <b>VOLTA</b>	With DALI driver	●	●	●	●	01 - 02 03 - 04
 <b>ZEDGE - ZEDGE BOLLARD</b>	With DALI controller			●	●	03 - 04
 <b>ZEDGE LINE</b>	DALI Version and with DALI controller			●	●	03 - 04
 <b>ZEDGE PRO</b>	DALI Version			●	●	03 - 04
 <b>ZENO APPLIQUE</b>	DALI Version	●	●			01 - 02

Wiring diagrams

01	1T5349	Single DALI control IP20	
02	2T0131	DALI multiple control IP20	
03	1E3048	DALI single control IP67	





# DMX

Control system for DMX, Tunable White and RGBW fixtures

For programming and control RGBW fixtures use the DMX 512 digital protocol, the most widespread and proven standard for smart light control. This allows for complete compatibility with other fixtures on the market and makes a wide variety of accessories available at a reasonable cost.

## **Fixtures Power Supply**

RGBW fixtures need special power supplies with PWM (Pulse Width Modulation) technology that makes it possible to regulate the light intensity separately of primary colours. In larger RGBW products the integrated electronic power supply is always combined with the one used for dynamic control (DMX); in this case the fixtures are self-sufficient and defined as “smart”; smaller fixtures on the other hand require an external device that can power and control several fixtures at the same time.

RGBW fixtures are compatible with the DMX – RDM protocol that allows for remote programming via the data line.



## mySCENARIO

Systems of digital devices designed to control dynamic lighting fixtures and to programme dynamic light scenarios and sequences. The system consists of an intuitive software, compatible with Windows operating systems, able to control different hardware devices having the following functions:

- recording colour-changing scenarios set by the operator;
- allowing the selection among the multiple scenarios recorded;
- transmitting the control signals to the lighting system.


The software is interfaced to the PC through a USB port; the interface with lighting fixtures is featured through a DMX 512 output.

The software provides a graphic simulation of the operating keys of lighting controller; the

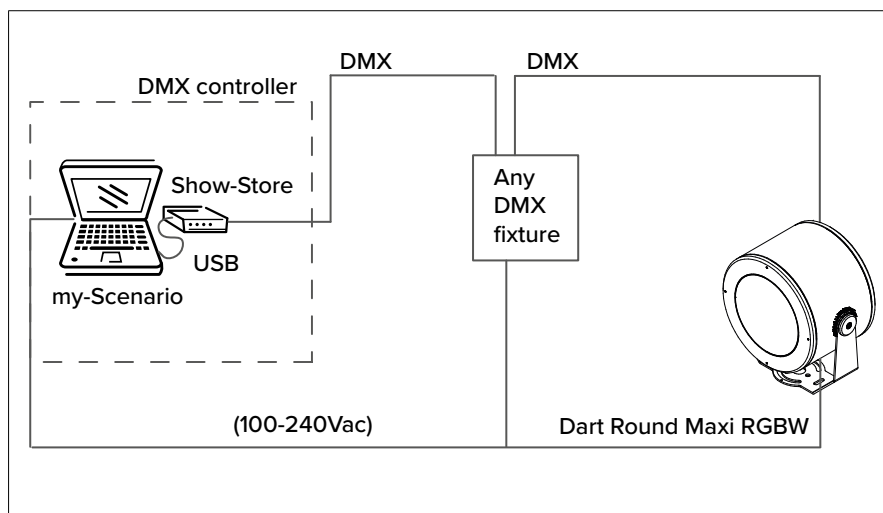
patching function allows to assign the DMX control channels to the fixtures by using the internal library.

The Colour Manager function allows a quick and intuitive programming of a RGB light show, consisting of several steps with assigned duration and fading times. The programmed light shows can be transferred to the different control interfaces.

### MYSCENARIO SHOW STORE

1T1898

Software + USB interface
Storage, via USB, of light-shows created through mySCENARIO software
Automatic stand-alone operation with non need of a PC or any other external driver
Keys for scrolling through programmed sequences
Digital display to show the number (1-99) of active scene
Led indicators for ON/OFF status
Three poles XLR output – DMX signal to lighting fixtures
XLR input for daisy chain connection to other identical unit
Management of 512 DMX channels (512 parameters to be programmed separately)
Memory dedicated to light shows proportional to number of connected channels (2877 with 20 channels; 2877 with 60 channels; 355 with 512 channels)

### TYPICAL WIRING LAYOUT




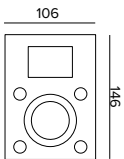


# mySCENARIO Wall

DMX controller with a glass touch sensitive screen for architectural applications.

- It can control two different DMX universes (2x 512 channels).
- Stand alone function or connected to a computer using a USB port.
- Software for creating scenarios (that can be downloaded from the Targetti website) is included.
- It can manage 10 different lighting zones and 50 scenarios per zone.
- The touch keys on the front make it possible to modify and recall programmed scenarios.
- USB cable included.
- To be used with all RGBW products.

## MYSCENARIO WALL

1T6499	
	
Power supply	6 Vdc
Output	4W
Memory	SD card
DMX Channels	2 x 511
Operating system	Windows 32/64bit
Dimensions	146 x 106 x 11 mm


# USB-RDM Programmer code

DMX-RDM (Remote Device Management) address planner.

Used with the “RDM Targetti” software that can be downloaded for free from the Targetti website download section.

To be used with all RGBW products.

## USB – RDM

1E2767	
	



**TARGETTI SANKEY Srl**  
**Certificated ISO 9001 n° 9130. TAR1**  
**Certificated ISO 14001 n° IT319206**

The Enec mark, ISO9001 and ISO14001 certifications and the CE marking all guarantee that the activities carried out internally in the company are governed and controlled by procedures which assure constant level of quality.

Accredited laboratory in accordance with ISO 17025.

#### **Requisites and information**

All fixtures of the Targetti collection have been designed and produced to comply with European Standard EN60598-1 relative to the safety requisite of light fixtures.



All fixtures comply with the following directives:

- EMC Directive 2014/30/EU
- LV Directive 2014/35/EU
- RoHS Directive 2011/65/EU

#### **Unless specified otherwise**

- all fixtures are supplied without lamps;
- all fixtures are sold separately;
- all measurements are expressed in millimeters;
- all fixtures at low voltage are supplied without transformer;
- For products in Class III performance is only guaranteed using the electronic power supplies and drivers indicated in the catalogue.



Targetti offers a five years warranty on the products that use LED light sources included in the Catalogues (unless otherwise specified).

The extension of guarantee does not apply to products with traditional light bulbs, to all the products for light management and control systems, both by Targetti and those by third parties, or to Targetti products fitted with 230V LED modules. For products fitted with traditional bulbs / LED bulbs, the warranty extension is valid only for the lighting product. The five years warranty is valid from the invoice date and covers any manufacturing and/or material defect found in products, if they are used in accordance with their intended use. The warranty terms are available on the Extension of guarantee.









#### **Consorzio ecolight**

Targetti Sankey Srl is a member of the Ecolight consortium that was set up in 2004 (D.Lgs. 49/2014) to comply with the provisions of the European Directive that was adopted in Italy as the European Directive 2012/19/EU for WEEE on managing, recovering and treating waste electrical and electronic equipment, used batteries and accumulators in compliance with all applicable legislation.










The colors of the products illustrated are reproduced as faithfully as possible compatibly with the technical limitations of the printed medium.

The company reserves the right to make changes to the production without notice. Reproduction of this catalogue or any part of it is prohibited. The products illustrated in this catalogue are covered by one or more Italian or international patents. The company will take legal action against any imitators.

## Icons legend

	Class I luminaire in which the protection against electrical shock is guaranteed by the connections of the conductive elements accessible to a protective conductor (earth connection).
	Luminaire in which the connection to a protective conductor (earth connection) guarantees the immunity to radio noises.
	Class II luminaire (double insulation), protected against the accidental contact with parts under tension from the user.
	Class III luminaire, suitable for connection to very low voltage circuits.
	Solid particle and liquid ingress protection degree.
	Protection degree - Recessed part . Protection degree - Exposed part.
	Impact protection degree.
	ENEC European Norms Electrical Certification.

## Particular symbols

	Weight of the single fixture
	Cable length
	Walk-over
	Driver-over safe
	Fixtures that have parameters below the minimum visibility threshold $PstLM \leq 1$ and $SVM \leq 0.4$ (IEC TR 61547-1 and IEC TR 63158).
	Casambi with accessories
	Casambi ready
	DMX on board
	DBS (Dynamic Beam Shaping) optic system

## Light beam apertures

Optics	Optic description	from	to
NSP	Narrow Spot	5°	10°
SP	Spot	11°	21°
FL	Flood	22°	40°
MWFL	Medium Wide Flood	41°	50°
WFL	Wide Flood	51°	70°
VWFL	Very Wide Flood	71°	120°
WW	Wall Washer		
ASY	Asymmetric		
FW	Floor Washer		
ELL	Elliptical		
ELT	Elliptical Transversal		
AMB	Ambient		
OPL	Opal		
GRZ	Grazing		
UGR	UGR		
ZOOM	Zoom		
DBS	Dynamic Beam Shaping		

### Note

- Please contact us for on demand treatments and versions.
- The performances reported on the products refer to the use of the recommended drivers.
- The drivers selected by Targetti make the fixtures "Safe Flicker".

